



AdaptaBeacon® Adverse Location Signal

*Type 4X, Marine Rated,
Div. 2, UL 1971 Listed Model*

105 Series

FEATURES

- > Corrosion resistant
- > Six available light sources:
 - Steady-on incandescent
 - Steady-on LED cluster
 - Flashing incandescent
 - Flashing LED cluster
 - 300,000 peak candlepower
 - 800,000 peak candlepower, 8 joule high intensity strobe
- > Three mounting bases:
 - 3/4" (19mm) pipe mount attachment
 - Outlet box attachment
 - Wall mounting bracket

AGENCY APPROVALS

- > UL 1638 and UL 1604 Listed
- > UL Listed NEMA Type 4X enclosure
- > UL Listed Class I, Division 2, Groups A, B, C & D; Class II, Division 2, Groups F & G and Class III locations
- > cUL Listed C22.2 No. 205
- > Marine UL 595 Listed, Category UXUB
- > Marine UL 1598A Listed
- > UL 1971 Listed Model

The Edwards 105 Series are heavy duty beacons designed for use in industrial applications where a corrosion resistant Type 4X enclosure is required. The housing is manufactured from glass-reinforced thermoplastic polyester resin and incorporates brass hardware. The double fresnel lens is made of polycarbonate.

All light sources are supplied as UL listed component assemblies – ready to be attached to the selected mounting base.

The Edwards 105DHISTC-FJ high intensity strobe is designed for use in compatible fire alarm system and other applications requiring electrical supervision of signaling circuit field wiring.

All units can be mounted on 3/4" (19mm) NPT conduit using the 105PM attachment. The units can also be surface or wall mounted using the 105BX and 105BM attachments respectively. For indoor applications, may be vertically mounted with lenses facing up or down. For weatherproof installation, it is recommended that the unit be mounted with the lens facing up or with the lens horizontal.



Cat No 105FINH mounted on a Cat No 105BM with the Cat No 105BX



Cat. No. 105ST mounted on a Cat. No. 105BX



Cat. No. 105HIST mounted on a Cat. No. 105BX

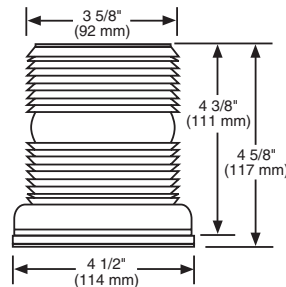


Cat. No. 105HIST mounted on a Cat. No. 105PM

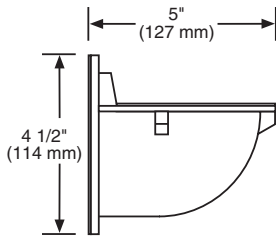
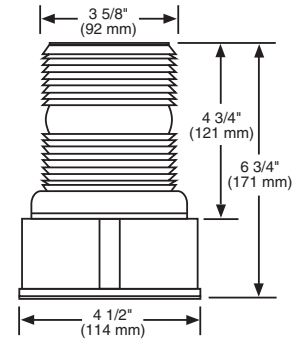


TECHNICAL INFORMATION

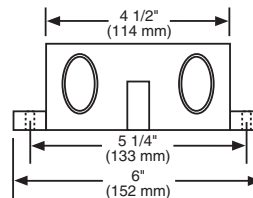
Cat. No's.
105SLED
105FLED
105SINH
105FINH
105ST



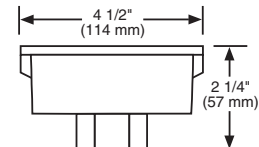
Cat. No's.
105HIST
105DHIST



Cat. No. 105BM Mounting Bracket
(use with 105BX)



Cat. No. 105BX
Outlet Box Attachment



Cat. No. 105PM
Pipe Mount Attachment

Cat. No.	Module Type	Lamp Ratings	Peak Candlepower	Voltage	Current	Replacement Lamp
105SLED*-G1	Steady-On LED	120,000 hours ^{1,2}	Color Dependent	24V DC	0.062A	—
105SLED*-N5	Steady-On LED	120,000 hours ^{1,2}	Color Dependent	120V AC	0.022A	—
105FLED*-G1	Flashing LED	100,000 hours ^{1,2}	Color Dependent	24V DC	0.062A	—
105FLED*-N5	Flashing LED	100,000 hours ^{1,2}	Color Dependent	120V AC	0.022A	—
105SINH**-G1	Steady-On Halogen	20W, 20,000 hours ^{1,2}	2839	24V DC	0.8A	50LMP-20WH or Ind. Trade No. 1692 (Incandescent)
105SINH**-G5	Steady-On Halogen	20W, 20,000 hours ^{1,2}	2839	24V AC	0.8A	50LMP-20WH or Ind. Trade No. 1692 (Incandescent)
105SINH**-N5	Steady-On Halogen	25W, 20,000 hours ^{1,2}	2198	120V AC	0.2A	50LMP-25WH or Ind. Trade No. 25T8DC (Incandescent)
105FINH**-G1	Flashing Halogen	20W, 20,000 hours ^{1,2}	2839	24V DC	0.8A	50LMP-20WH or Ind. Trade No. 1692 (Incandescent)
105FINH**-G5	Flashing Halogen	20W, 20,000 hours ^{1,2}	2839	24V AC	0.8A	50LMP-20WH or Ind. Trade No. 1692 (Incandescent)
105FINH**-N5	Flashing Halogen	25W, 20,000 hours ^{1,2}	2198	120V AC	0.2A	50LMP-25WH or Ind. Trade No. 25T8DC (Incandescent)
105ST**-G1	3 Joule Strobe	3,000 hours ³	300,000	24V DC	0.3A	91B-ST
105ST**-N5	3 Joule Strobe	3,000 hours ³	300,000	120V AC	0.1A	91B-ST
105ST**-R5	3 Joule Strobe	3,000 hours ³	300,000	240V AC	0.02A	91B-ST
105DHISTC-FJ	Fire Alarm (UL 1971) 8 Joule Strobe	3,000 hours ³	26 cd wall (dome out) 24 cd wall (dome down) 26 cd ceiling	20-30V DC	1.08 - 0.83 A	92-ST
105DHIST**-FJ	High Intensity 8 Joule Strobe	3,000 hours ³	800,000	20-30V DC	1.08 - 0.83 A	92-ST
105HIST**-N5	High Intensity 8 Joule Strobe	3,000 hours ³	800,000	120V AC	0.1A	92-ST
105HIST**-R5	High Intensity 8 Joule Strobe	3,000 hours ³	800,000	240V AC	0.05A	92-ST
105HIST**-EK	High Intensity 8 Joule Strobe	3,000 hours ³	800,000	12-48V DC	0.05A	92-ST

*Lens and light source (LED) color: A - amber, B - blue, G - green, R - red.

**Lens color: A - amber, B - blue, C - clear, G - green, M - magenta, R - red.

***Lens color: A - amber, B - blue, G - green, M - magenta, R - red

¹At nominal operating voltage.

²Projected lamp life based on manufacturer's calculated lamp life @ 65 fpm and 50% duty cycle.

³Strobe tube life @ operating power to 75% efficiency.