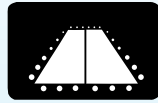



HRLQ



High Intensity Runway Light/Quartz



HRLQ

Compliances: FAA AC 150/5345-46: L-862 Series
ICAO Annex 14, Figure A2-9
UFC 5-535-01
USN NAVAIR 51-50AAA-2 / NATO STANAG 3316

Applications

The HRLQ High Intensity Runway Light is used for elevated runway edge lighting and elevated threshold and end lighting.

Features

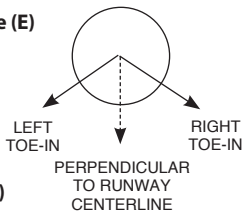


- ETL Certified (As listed in Table 1 only)
- Meets ICAO Recommendations for runway edge and end lighting
- Inner Lens and Outer Globe to focus the main beam
- Clamp Band for the outer globe
- Available with 1.5 inch or 2 inch frangible coupling
- Uses a 6.6 amp quartz bi-pin lamp for most applications
- Cast Aluminum Housing painted yellow
- Available in heights from 14 inches to 30 inches

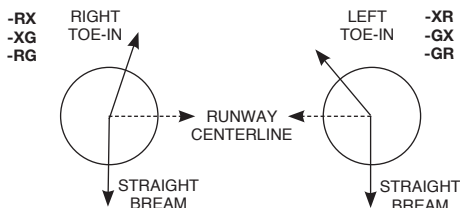
Table 1

Edge Lights	Threshold/End Lights
86241-E-XX-120-XX	86241-T-RG-200-XX
86242-E-XX-120-XX	86242-T-RG-200-XX
86241-E-XX-150-XX	
86242-E-XX-150-XX	

Runway Edge (E)



Threshold (T)



Ordering Information

How to Order: Construct the basic catalog number by adding the frangible column thread diameter. Choose the application which determines if one or both directions have the light beam toed-in toward the runway centerline. Add the colors, lamp wattage, and height. A two conductor lead with L-823 plug and the lamp are included. Threshold lights should be ordered with half the quantity right toe-in and half left toe-in.



Fixture Type:

HRLQ Model:

Frangible Coupling Size:

- 1 = 1.5" Thread
- 2 = 2" Thread

Application*:

- E = Runway Edge
- T = Threshold/Runway End

Color/Color*:

- C = Clear G = Green X = Opaque/Blank
- B = Blue R = Red Y = Yellow

Lamp Wattage:

- 120 = 120w Bi-Pin 20058 - L-862, ICAO Fig. 2.10
- 150 = 150w Bi-Pin 40925 - ICAO Fig. 2.11
- 200 = 200w Bi-Pin 20172 - FAA L-862E **
- 201 = 200w Pk-30d 10047-2477 - L-862E **
- 151 = 150w Pk-30d 10047-2310 ICAO FIG. 2.11
- 122 = 115w DCR 20496 **
- 202 = 200w DCR 20268 **

Height in Inches:

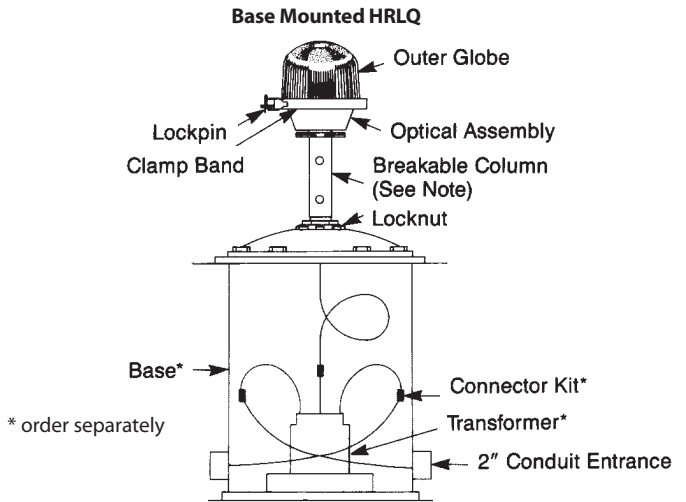
Standard Height 14 Inches
Available in 2 inch increments to 30 inches.

* Beam orientation is determined by the application and the color position in the catalog number. For the Threshold version, the green beam is always toed-in and the red beam is always straight.
** 200 Watts for FAA Threshold/End Light.

Installation Drawings

Instruction Sheet:	8922
Shipping Weight:	4.5 lbs 2.0 kg.
Shipping Volume:	0.31 cu.ft. .009 cu.m.

Note: For fixtures extended above standard 14 inch height, the breakable column is a three piece assembly.



Accessories

Catalog Number	Description	Shipping Weight		Shipping Volume	
		lb.	kg.	cu.ft.	cu.m.
AP1932	Baseplate, 2" Hub, Painted Steel	8	3.6	0.14	.004
AP1935	Baseplate, 1.5" Hub, Painted Steel	8	3.6	0.14	.004
AC21242H200301	Base L-867, class 1, 24" deep	52	23.6	2.6	.074
AW2202	Stake Assembly, 2" Hub	8	3.6	0.2	.006
AW2205	Stake Assembly, 1.5" Hub	8	3.6	0.2	.006
823KP-D4-D4	Connector Kit L-823, 8 AWG Stranded, .32" to .43" O.D.				
40999	Leveling Fixture				
33004	Transformer, 100W, 6.6/6.6A	8.6	3.9	0.3	.009
33150	Transformer, 150W, 6.6/6.6A	16.0	7.3	0.4	.011
33006	Transformer, 200W, 6.6./6.6.A	16.0	7.3	0.4	.011

Renewal Parts

Part Number	Description	Part Number	Description
10050-20	Clear Outer Globe-Edge	40972-*	Inner Lens Assembly (360°)
10050-21	Red/Green Outer Globe - Threshold/End, R#	40989	Globe Gasket
10050-21-RX	Red/Blank Outer Globe, End, L#	40992-1	Optical Subassembly and Lead for 16-20" Height
10050-21-XG	Blank/Green Outer Globe	40992-2	Optical Subassembly and Lead for 22-30" Height
10050-22	Green/Red Outer Globe -Threshold/End, L#	40947	Clamp Band
10050-22-XR	Blank/Red Outer Globe, End, R#	40718	Locknut, 1.5"
10050-22-GX	Green/Blank Outer Globe, Threshold, L#	10047-589	Locknut, 2"
10050-23-B	Blue Inner Lens (180°)	10038-31	Lockpin
10050-23-C	Clear Inner Lens (180°)	40983-1	Breakable Column 1.5" (Standard Height)
10050-23-G	Green Inner Lens (180°)	40983-2	Breakable Column 2" (Standard Height)
10050-23-R	Red Inner Lens (180°)	40994-5	EMT Extension Pipe for 24" Height
10050-26	Clear/Blank Outer Globe - Edge, L#	40994-8	EMT Extension Pipe for 30" Height
10050-27	Blank/Clear Outer Globe - Edge, R#	41852	Upper Fitting, Support Column (All Extensions)
10050-29	Clear/Green Outer Globe, R#	50184	Frangible Coupling 2" Aluminum
10050-30	Green/Clear Outer Globe, L#	50049	Frangible Coupling 1.5" - Plastic
10050-31	Red Outer Globe	50186	Frangible Coupling 1.5" - Aluminum
40959	Yellow Inner Lens (180°)		

Indicates left or right toe-in

* Add letters for two colors such as -CC or -CY. For red and green combinations, order colored outer globe and -CC inner lens.

